

**Shareholding Pattern under Regulations 31 of SEBI (Listing Obligations and Disclosure Requirements) Regulations, 2015**

**1 Name of Listed Entity:ROYALE MANOR HOTELS AND INDUSTRISIES LIMITED**

**2 Scrip Code:526640 Name of Scrip :ROYALEMA Class of Security : Equity**

**3 Share Holding Pattern Filed under : Regulation 31(1)(b)**

a.If under 31 (1)(b) then indicate the report for quarter ending : 31.12.2015

b. If under 31(1)(c) then indicate date of allotment/exingishment: NA

**4 Declaration:** The Listed entity is required to submit the following declaration to the extent of submission of information


Particulars	Yes	No
1 Whether the Listed Entity has issued any partly paid up shares?		√
2 Whether the Listed Entity has issued any Convertible Securities or Warrants?	√	
3 Whether the Listed Entity has any shares against which depository receipts are issued?		√
4 Whether the Listed Entity has any shares in locked-in?		√
5 Whether any shares held by promoters are pledge or otherwise encumbered?	√	

\* If the Listed Entity selects the option 'No' for the questions above, the columns for the partly paid up shares, Outstanding Convertible Securities/Warrants, depository receipts, locked-in shares, No of shares pledged or otherwise encumbered by promoters, as applicable, shall not be displayed at the time of dissemination on the Stock Exchange website. Also wherever there is 'No' declared by Listed Entity in above table the values will be considered as 'Zero' by default on submission of the format of holding of specified securities.




**Table I - Summary statement holding of specified securities**

Category (i)	Category of shareholder (II)	Nos of shares (III)	No of fully paid-up equity shares held (IV)	No of Partly paid-up equity shares held (V)	No of shares underlying Depository Receipts (VI)	Total nos. shares held (VII) = (IV)+(V)+(VI)	Shareholding as a % of total no. of shares (VIII) As a % of SCRR, 1957 (A+B+C2)	Number of Voting Rights held in each class of securities (IX)			No of shares Underlying Outstanding convertible securities (including Warrants) (X)	Shareholding as a % assuming full conversion of convertible securities (as a percentage of diluted share capital) (XI) = (VII)+(X) As a % of (A+B+C2)	Number of Locked in shares (XII)		Number of shares pledged or otherwise encumbered (XIII)		Number of equity shares held in dematerialized form (XIV)
								Class eg: X	Class eg: Y	Total			Total as a % of (A+B+C)	No. (a)	As a % of total shares held (b)	No. (a)	
(A)	Promoter & Promoter Group	20	7708790	0	0	77,08,790	45.53	0	0	0	0	0	0	1955000	25.36%	66,25,160	
(B)	Public	15499	9223410	0	0	92,23,410	54.47	0	0	0	0	0	0	NA	NA	75,65,589	
(C)	Non Promoter- Non Public	0	0	0	0	0	0	0	0	0	0	0	0	NA	NA	0	
(C1)	Shares underlying DRs	0	0	0	0	0	0	0	0	0	0	0	0	NA	NA	0	
(C2)	Shares held by Employee Trusts	0	0	0	0	0	0	0	0	0	0	0	0	NA	NA	0	
	<b>Total</b>	<b>15,519</b>	<b>1,69,32,200</b>			<b>1,69,32,200</b>	<b>100.00</b>	<b>0</b>	<b>0</b>	<b>0</b>	<b>0</b>	<b>0</b>	<b>0</b>	<b>1955000</b>	<b>11.55%</b>	<b>1,41,90,749</b>	



Category & Name of the shareholders (i)	PAN (iii)	Nos of shareholder (iii)	No of fully paid-up equity shares held (iv)	Partly paid-up equity shares held (v)	No of shares underlying Depository Receipts (vi)	Total nos. shares held (vii) = (iv)+(v)+(vi)	Shareholding as a % of total no. of shares (calculated as per SCRR, 1957) As a % of (A+B+C2) (viii)	Number of each class of securities (ix) Class eg. X Class eg. Y Total	Total as a % of Total Voting Rights	No of shares Underlying Outstanding convertible securities (including Warrants) (x)	Shareholding, as a % assuming full conversion of convertible securities (as a percentage of diluted share capital) (xi) = (vii)+(x) as a % of (A+B+C2)	Number of Locked In shares (xii)	No. (a) pledged or encumbered (xiii)	As a % of total shares held (b)	Number of shares pledged or otherwise encumbered (xiii)	As a % of total shares held (b)	Number of equity shares held in dematerialized form (xiv)
(1) Indian																	
(a) Individuals/H.U.F		13	235530	0	0	2,83,630	1.68	0	0	0	1.68	0	0	0	280000	98.72	-
1 UMMEDSINGH CHAMPAWAT	AAOPCG180B	1	170200	0	0	0	0.00	0	0	0	0.00	0	0	0	0	0	-
2 DILPESINGH KUSHALSINGH BHATI	ABXP66351P	1	60000	0	0	0	0.00	0	0	0	0.00	0	0	0	0	0	-
3 UMMEDSINGH P CHAMPAWAT	AAOPCG180B	1	30100	0	0	0	0.00	0	0	0	0.00	0	0	0	0	0	-
4 UMMEDSINGH P CHAMPAWAT	AAOPCG180B	1	15500	0	0	0	0.00	0	0	0	0.00	0	0	0	0	0	-
5 UMMEDSINGH P CHAMPAWAT	AAOPCG180B	1	4200	0	0	0	0.00	0	0	0	0.00	0	0	0	0	0	-
6 VISHVAJEETSINGH CHAMPAWAT	AHVPCT590D	1	2300	0	0	0	0.00	0	0	0	0.00	0	0	0	0	0	-
7 RAMKARAN SAINI	BMBP51248C	1	1000	0	0	0	0.00	0	0	0	0.00	0	0	0	0	0	-
8 UMMEDSINGH P CHAMPAWAT	AAOPCG180B	1	100	0	0	0	0.00	0	0	0	0.00	0	0	0	0	0	-
9 MAHENDRASINGH BHATI	ABVP66773B	1	100	0	0	0	0.00	0	0	0	0.00	0	0	0	0	0	-
10 LAXMIKANWAR CHAMPAWAT	AAOPCG179L	1	100	0	0	0	0.00	0	0	0	0.00	0	0	0	0	0	-
11 DILPESINGH BHATI	ABXP66351P	1	10	0	0	0	0.00	0	0	0	0.00	0	0	0	0	0	-
12 KHUMAN SINGH SOLANKI	AHBP55279H	1	10	0	0	0	0.00	0	0	0	0.00	0	0	0	0	0	-
13 ANANT VASETA		1	10	0	0	0	0.00	0	0	0	0.00	0	0	0	0	0	-
(b) Central/State Government(s)		0	0	0	0	0	0.00	0	0	0	0.00	0	0	0	0	0	-
(c) Financial Institutions/Banks		0	0	0	0	0	0.00	0	0	0	0.00	0	0	0	0	0	-
(d) Any Other (Specify)		0	0	0	0	0	0.00	0	0	0	0.00	0	0	0	0	0	-
(i) Bodies Corporate		7	74,25,160	0	0	74,25,160	43.85	0	0	0	43.85	0	0	0	1675000	22.56	66,25,160
1 CHAMPAWAT INVESTMENTS AND CONSULTANTS PRIVATE LIMITED	AAACCG4766E	1	1720400	0	0	0	0.00	0	0	0	0.00	0	0	0	0	0	-
2 PIONEER BUILDCON PRIVATE LIMITED	AAACCP6578K	1	1412860	0	0	0	0.00	0	0	0	0.00	0	0	0	0	0	-
3 SHREE BALA FINVEST PRIVATE LIMITED	AABCS5621H	1	1287100	0	0	0	0.00	0	0	0	0.00	0	0	0	0	0	-
4 GUJARAT FINVEST SERVICES PRIVATE LIMITED	AAAACG3983D	1	1065600	0	0	0	0.00	0	0	0	0.00	0	0	0	0	0	-
5 ELCON EXPORTS PRIVATE LIMITED	AAAACE2641J	1	910300	0	0	0	0.00	0	0	0	0.00	0	0	0	0	0	-
6 SHREE BALA FINVEST PVT. LTD.	AABCS5621H	1	800000	0	0	0	0.00	0	0	0	0.00	0	0	0	0	0	-
7 ROYALE INFRASTRUCTURE AND PROJECTS PRIVATE LIMITED	AAACRS6417M	1	228900	0	0	0	0.00	0	0	0	0.00	0	0	0	0	0	-
(ii) Sub-Total (A)(i)		20	77,08,790	0	0	77,08,790	45.53	0	0	0	45.53	0	0	0	0	0	66,25,160
(2) Foreign Individuals (Non-Resident Individuals/ Foreign Individuals)																	
(a) Government		0	0	0	0	0	0.00	0	0	0	0.00	0	0	0	0	0	0
(b) Institutions		0	0	0	0	0	0.00	0	0	0	0.00	0	0	0	0	0	0
(c) Foreign Portfolio Investor		0	0	0	0	0	0.00	0	0	0	0.00	0	0	0	0	0	0
(d) Any Other (Specify)		0	0	0	0	0	0.00	0	0	0	0.00	0	0	0	0	0	0
(e) Sub-Total (A)(ii)		0	0	0	0	0	0.00	0	0	0	0.00	0	0	0	0	0	0
(f) Total Shareholding of Promoter and Promoter Group		20	77,08,790	0	0	77,08,790	45.53	0	0	0	45.53	0	0	0	0	0	66,25,160




Category & Name of the shareholders (i)	PAN (ii)	Nos of sharehold r (iii)	No of fully paid-up equity shares held (iv)	Partly paid-up equity shares held (v)	No of shares underlying Depository Receipts (vi)	Total nos. shares held (vii) = (iv)+(v)+(vi)	Shareholdin g as a % of total no. of shares held (viii) = (vii)/(A+B+C2)	Number of Voting Rights held in each class of securities (ix)			Total as a % of Total Voting Rights	No of shares Underlying convertible securities (including Warrants) (x)	Total Shareholding, as a % assuming full conversion of convertible securities (as a percentage of diluted share capital) (xi)	Number of Locked In shares (xii)		Number of shares pledged or otherwise encumbered (xiii)	As a % of total shares held (Not applicable) (b)	Number of equity shares held in dematerialized form (xiv)
								No of Voting Class eg: X	Class eg: Y	Total				No. (a) In shares (xii)	As a % of total shares held (b)			
(1) Institutions																		
(a) Mutual Fund/UTI		0	0	0	0	0	0.00	0	0	0	0	0	0	0	0	0	0	0
(b) Venture Capital Funds		0	0	0	0	0	0.00	0	0	0	0	0	0	0	0	0	0	0
(c) Alternative Investment Funds		0	0	0	0	0	0.00	0	0	0	0	0	0	0	0	0	0	0
(d) Foreign Venture Capital Investors		0	0	0	0	0	0.00	0	0	0	0	0	0	0	0	0	0	0
(e) Foreign Portfolio Investors		0	0	0	0	0	0.00	0	0	0	0	0	0	0	0	0	0	0
(f) Financial Institutions Banks		1	100	0	0	100	0.00	0	0	0	0	0	0	0	0	0	0	100
(g) Insurance Companies		0	0	0	0	0	0.00	0	0	0	0	0	0	0	0	0	0	0
(h) Provident Funds/Pension Funds		0	0	0	0	0	0.00	0	0	0	0	0	0	0	0	0	0	0
(i) Any Other (specify)																		
(j) Foreign Institutional Investors		0	0	0	0	0	0.00	0	0	0	0	0	0	0	0	0	0	0
(k) Sub-Total (B)(1)		1	100	0	0	100	0.00	0	0	0	0	0	0	0	0	0	0	100
(l) Central Government/State Government(s)/President of India		0	0	0	0	0	0.00	0	0	0	0	0	0	0	0	0	0	0
(m) Sub-Total (B)(2)		0	0	0	0	0	0.00	0	0	0	0	0	0	0	0	0	0	0
(n) Non-Institutions																		
(a) Individuals - i. Individual shareholders holding nominal share capital in excess of Rs. 2 lakhs		15,215	58,07,996	0	0	58,07,996	34.30	0	0	0	0	0	0	0	0	0	0	45,47,975
ii. Individual shareholders holding nominal share capital in excess of Rs. 2 lakhs (Note 1)		32	1498009	0	0	1498009	8.85	0	0	0	0	0	0	0	0	0	0	14,71,909
JASMIN KISHOR AJMERA	AABPA7827Q	1	181025	0	0	181025	0.00	0	0	0	0	0	0	0	0	0	0	181025
(b) NBFCs registered with RBI		0	0	0	0	0	0.00	0	0	0	0	0	0	0	0	0	0	0
(c) Employee Trust		0	0	0	0	0	0.00	0	0	0	0	0	0	0	0	0	0	0
(d) Overseas Depositories (holding DRs) (balancing figure)		0	0	0	0	0	0.00	0	0	0	0	0	0	0	0	0	0	0
(e) Any Other (Specify)		251	19,17,305	0	0	19,17,305	11.32	0	0	0	0	0	0	0	0	0	0	15,45,605
(f) Bodies Corporate (Note 1)		170	10,88,143	0	0	10,88,143	6.43	0	0	0	0	0	0	0	0	0	0	10,28,043
ii) Executive Director, Spouse and Father's HUF (Note 1)		-	-	0	0	-	0.00	0	0	0	0	0	0	0	0	0	0	-
iii) NRIs		65	7,93,996	0	0	7,93,996	4.89	0	0	0	0	0	0	0	0	0	0	4,82,396
iv) Trust	AJBYAJITKUMAR KANSANDAS HAMLALI	1	290000	0	0	290000	0.00	0	0	0	0	0	0	0	0	0	0	2,90,000
(v) Cleaning Members		16	35,166	0	0	35,166	0.21	0	0	0	0	0	0	0	0	0	0	35,166
(vi) Sub-Total (B)(3)		15,498	92,23,310	0	0	92,23,310	54.47	0	0	0	0	0	0	0	0	0	0	75,65,489
(vii) Total Public Shareholding (B)=(B)(1)+(B)(2)+(B)(3)		15,498	92,23,310	0	0	92,23,310	54.47	0	0	0	0	0	0	0	0	0	0	75,65,489




Table IV - Statement showing shareholding pattern of the Non Promoter-Non Public Shareholder

Category & Name of the shareholders (I)	PAN (II)	Nos of shareholder (III)	No of fully paid-up equity shares held (IV)	Partly paid-up equity shares held (V)	No of shares underlying Depository Receipts (VI)	Total nos. shares held (VII) = (IV)+(V)+(VI)	Shareholding as a % of total shares calculated as per SCRR, 1957 As a % of (A+B+C2) (VIII)	Number of Voting Rights held in each class of securities (IX)			Total as a % of Total Voting Rights	No of Outstanding convertible securities (including Warrants) (X)	Total Shareholding, as a % assuming full conversion of convertible securities (as a percentage of diluted share capital) (XI) = (VII)+(X) As a % of (A+B+C2)	Number of Locked in shares (XII)		Number of shares pledged or otherwise encumbered (XIII)		Number of dematerialized shares held in form (XIV)
								Class eg: X	Class eg: Y	Total				No.	As a % of total shares held	No. (Not applicable)	As a % of total shares held (Not applicable)	
(1) Custodian/DR Holder		0	0	0	0	0	0	0	0	0	0	0	0	0	0	0	0	0
(2) Employee Benefit Trust (Under SEBI (Share based Employee Benefit) Regulations, 2014)		0	0	0	0	0	0	0	0	0	0	0	0	0	0	0	0	0
Total Non-Promoter - Non Public Shareholding (C)=(C1)+(C2)		0	0	0	0	0	0	0	0	0	0	0	0	0	0	0	0	0



Details of the shareholders acting as persons in Concert including their Shareholding:

Name of PAC	No. of shareholders	Holding %
NIL	NIL	NIL
NIL	NIL	NIL
NIL	NIL	NIL
NIL	NIL	NIL
NIL	NIL	NIL
NIL	NIL	NIL
NIL	NIL	NIL
NIL	NIL	NIL
NIL	NIL	NIL



Details of Shares which remain unclaimed may be given hear along with details such as number of shareholders, outstanding shares held in demat/unclaimed suspense account, voting rights which are frozen etc.

No. of shareholders	No of Shares held
NIL	NIL
NIL	NIL
NIL	NIL
NIL	NIL
NIL	NIL
NIL	NIL
NIL	NIL
NIL	NIL
NIL	NIL
NIL	NIL
NIL	NIL
NIL	NIL
NIL	NIL
NIL	NIL
NIL	NIL

